

NEWSLETTER

Between the Lines

**NORTHAMPTON & DISTRICT
MODEL RAILWAY CLUB**

7 8 9 10 11 12

WINTER 2022

ADMIT ONE to Platform

NOT VALID ON TRAINS

Issued subject to the Bye-Laws, Notices
Regulations and Conditions of the Railway

1 2 3 4 5 6



C O N T E N T S (of key articles)

From the Editors Cab Window	Page 2
Club Torque	Page 3
Chairman's Ramblings	Page 4
The Chairman's Pictures from the NRM at York	Page 6
The Chairman's Christmas Railway Jokes	Page 7
The Chairman's YouTube Recommended Viewing	Page 8
Club Feather Flag	Page 9
Clarifying TT: 120 scale	Page 10
Diesel Hydraulic Power—A New Dimension	Page 11
The Day We Went To Warley	Page 13
Club Uniform	Page 16



From the Editors **Cab Window**

Welcome to the Winter newsletter. Lets make this years festivities worth celebrating after the rubbish we have experienced over the last two.


I must just draw your attention to page 3 of this edition, which details the Clubs dates for not meeting and then reconvening over the festive season.

Colin



**The Committee would
like to wish all our Club
members and newsletter
readers a very
Happy Christmas and
New Year.**

Club Torque



The Club is pleased to welcome the following new member(s):

Darius Albon



CHRISTMAS BREAK

2022 / 2023

We will meet for the last time in 2022 at Hardingstone on Thursday 22nd December. We will reconvene on Thursday 5th January 2023

TOMBOLA



If you get any unwanted Christmas presents we will always be grateful for them to go in our club tombola

Chairman's Ramblings

Dear Members

An early Merry Christmas and a Happy New Year to you all, in this early part of a very cold December.

Are you all looking forward to what Santa may have in his sack for you this Christmas! (Please stop sniggering at the back of the class!).

I have bought my own one or two Christmas presents a little early this year, and the class 37 and the 08 Diesel will do for me.

There seems to be quite a few new offerings from Hornby and Bachmann and the other smaller companies at the moment. Also, Hattons seem to be selling off quite a few of their older O gauge items at a very low price, which makes me think they might have got their fingers burnt with the quality of these items, judging from some of the reviews on You Tube.

Numbers attending the Thursday evening meetings are a little low, and as usual I am asking if we need to go on a recruitment drive for members.

I had a chance to go to the National Railway Museum at York last Saturday with Paul, and after a VERY eventful drive through the middle of York we finally made it to the museum. The crowds on the street were absolutely incredible and it looked like 2 or 3 football crowds had turned out at the same time.

The main exhibits that you usually see were on display around the central turntable, Mallard, Duchess of Hamilton, and Evening Star.

There was work going ahead in a couple of new areas to open these up to the public in 2023. One being a design and tech area which I think is aimed at the younger enthusiasts.

They do have a very large collection of O gauge models on display but I did notice that the smaller scale models in OO and N gauge were not to be seen, except in the sales area. Also, the only working layout was O gauge which we were told may be going in the future.

All in all it was a great trip, however but I was unsuccessful in getting away with the theft of Mallard when they checked my bag on the way out.



We are currently progressing with the refurbishing of Kingsthorpe and hopefully we should be up and running well in time for next years show. It is currently 32 feet long but we are thinking of putting a 4 foot extension to allow longer trains to be run on the modern section of the layout. This extension will be made as an optional extra, that can be left off the layout if the space is not available at a show.

No work appears to be currently happening on the other layouts and Thursday evenings have seemed to have turned into running sessions only. As usual I am thinking that this is the problem of the hall needing to be shared, or is there no interest in modelling at the club at the moment?

Regarding the demonstration track, there were plans to incorporate extra straight boards (2 each side) to offer a longer track. This could possibly be undertaken next year if we can find the members willing to take on this work.

We do really need to keep looking for a new venue and I am currently trying to contact someone at the Boys Brigade in Duston to see if their hall in Meeting Lane may be available. We used to meet in the old building that was there at the time, before it was replaced with the current one. But I am not holding my breath as usual.

I have included a few awful train related jokes to hopefully keep you amused on the next page. Please don't expect them to be too funny or too original...

Also following my jokes, there is a list of a few really good model railway sites on YouTube that may be of interest, with a description of what they show. I use You Tubes Premier service which costs around £12 per month, which allows you to avoid seeing all those never ending adverts.

I do really hope the holiday season is a good one for all of you and your family and friends, and please let any committee member, or me know if you have any ideas for the club going forward in 2023.

Best wishes

Les Pace

Chairman N&DMRC

Some Pictures of Les's Trip to the National Railway Museum at York

The smoke box of 92220 Evening Star. The last steam loco built for BR.



Stanier Coronation Class 4-6-2 Pacific 6229 DUCHESS OF HAMILTON in the main Hall of York NRM (became BR steam locomotive 46229)



Its people like him trying to pinch things off locomotives that gets us a bad name.



Gresley's famous A4 Pacific Mallard which attained the steam speed record of 126mph on 3rd July 1938.



THE CHAIRMAN'S CHRISTMAS RAILWAY JOKES



- A friend got to the final of the local model railway competition. He lost on points.
- Never liked the troll who lives under the local railway bridge. He's my arch enemy.
- I asked a train engineer how many times his train had derailed. He said, "I'm not sure, it's hard to keep track."
- Went to a railway fancy dress party. Everyone was wearing platforms.
- Got a couple of railway buffers going cheap. It was an end of line sale.
- I've always liked one-liners. That's why I'm a fan of monorails.
- Ticket inspectors. You've got to hand it to them...
- What's the difference between a teacher and a railway security guard? One trains the mind, the other minds the trains...
- I know someone who tried to runaway after camouflaging a railway. He tried to cover his tracks.
- I miss the old days of railways when the engineer had plenty of esteem.
- Some local engineers took a train for a service, but the vicar said it was blocking the aisle.
- A train track and a motorway walk into a bar. The train track says "a pint for me, please, and one for the road".
- I know an elephant who refused to travel by train because he didn't want to leave his trunk in the baggage car.
- A friend of mine quit his job as a reporter and left town by railway. It was an ex-press train.
- And of course... How would you work out how heavy a whale is? You would take it to a whale weigh station....

THE CHAIRMAN'S MODEL RAILWAY



RECOMMENDED VIEWING

I use You Tubes Premier service which costs around £12 per month, which allows you to avoid seeing all those never ending adverts. There are plenty of other model railway videos out there, that are also great that I haven't listed.

Channel Title	Channel Description
Chadwick Model Railway	00 gauge layout of the Western Region in the 'hydraulic' era, which uses Digitrax as its DCC system.
OOBill	Repairs of 00 gauge locos
Sam's Trains	Reviews of 00 gauge items
Chandwell	N Gauge layout builder who loves making buildings from card.
Everard Junction	Late 1980s, early 1990s layout construction, set on the Western Region prior to privatisation.
McKinley Railway	VERY Large 00 gauge layout in Bournemouth. Fully Digitrax DCC controlled layout using Train Controller Gold linked to FileMaker software for its database and the use of RFID for tracking the rolling stock.

NORTHAMPTON & DISTRICT MODEL RAILWAY CLUB



Club Feather Flag

At a committee meeting in November it was agreed that the club should have made a customised feather flag.

An increasing number of model railway clubs are now using these at events they attend, to advertise their club and its existence.


In line with the current trend we have decided to get our own feather flag made.

Our club flag is 650mm wide and 3159mm high. On top of this we have also purchased an indoor cross-foot stand, with a flag pole. Overall the height should be around 4m.

The flag material is 120gsm Aero Mesh which is better quality than the standard 110gsm polyester fabric, and hopefully will be more robust and longer lasting.



Clarifying the new TT:120 scale



Hopefully by now you will have heard about the introduction of a new scale for model railways from Peco. The reason for mentioning this, is that it is a NEW scale. There is a misconception amongst modellers that TT120 is a reintroduction of the former TT gauge. This is not the case. The purpose of this article is to explain the differences in this scale.

As can be seen from the diagram, TT: 120 sits between British N and OO gauges. British N scale ratio is 1:148. This equates to 2.54mm to the foot. Continental N scale is 1:160 ratio, which is more accurate at 2mm to the foot. OO gauge is 1:76 and is 4mm to the foot. Again not accurate, as HO scale at 3.5mm to the foot is.

The TT: 120 scale is not the same as the TT scale that appeared in the late 1950s from manufacturers such as Peco and Tri-ang. These ran on 12mm gauge track but to the scale ratio of 1:101.6 which equates to 3mm to the foot. The new TT: 120 also runs on 12mm gauge track, but as the scale name refers, is at a ratio of 1:120 which is 1/10 inch to the foot.

Whether the new TT: 120 scale takes off, only time will tell. Having said that a few manufactures have jumped on the bandwagon to produce locos, rolling stock along with Peco, namely Hornby, Gaugemaster, Corgi, Tillig, Arnold and Piko to name a few.



Diesel Hydraulic Power— A New Dimension

by Richard Deacon

Given our Treasurer's predilection for all things hydraulic, we saw this on holiday in Devon in the summer.

Called a Sea Tractor it plies, when the tide is in, between Bigbury on Sea, over the causeway to Burgh Island. It appears to be operated by the owners of the Hotel on the island but open to the public as well, although guests have priority!.

As the photos show it is powered by an internal combustion engine at deck level but no visible form of mechanical transmission to the wheels. Looking closer one can see a few pipes down from the deck to the ends of each axle, clearly containing hydraulic fluid. It works well, probably achieving 5mph , not quite up to a Class 52, but functional, given its harsh environment, working in salt water.



Burgh Island is an amazing place. Not large, you could round it in 20 minutes, if you could , but you can't, as half is for guests only.

It is dominated by a hotel built in the 1930s in the art deco style and you could easily think you were back in those times, imagining the age when bright young things had nothing to do all day, but idle the days away on holiday, sipping cocktails and playing tennis, and talking about that beastly man Mr Hitler, or, perhaps something straight out of an Agatha Christie book , who had in fact, stayed there. Almost expecting Noel Coward to appear on the balcony.

Anyone who has read Enid Blyton's Famous Five, could think this was George's Island [Kirrin Island] expecting the Five to appear over the hilltop, after a scrumptious picnic prepared by Mother washed down with lashings of ginger beer.....!



The Day We Went to Warley

by Colin Tarry

On Saturday 26th November a number of us from the club went to the Warley National Model Railway Exhibition at the NEC at Birmingham. Those from the club that were known to attend were myself, Andy C, Richard, Michael C, Parry, Ray and Roger.

It didn't seem so crowded as previous years and also the number of traders and exhibitors were less as well. I suppose things have got to get back into the swing of things again. Also the national rail strike didn't help. In fact there was no sign of Pete Waterman or any of his entourage. He lives on the Wirral and I expect he was going to come by train, although he was there on the Friday.



On walking into the NEC from the car park we heard and saw the smoke from a steam train on the main line at Birmingham International station. We found out later that it was the BR Standard no 70000 Britannia which was working The Great Western Christmas Envoy.

Photo: YouTube—Dave Buckle
70000 at Claydon 26/11/2022





On the DCC Concepts stand was the DCC Guy Larry Puckett from the United States. For those who don't know, Larry has a regular weekly YouTube video on things mainly to do with DCC. Its worth a look each week. His channels are *Model Railroading & UK Model Railways*. I managed to have a quick chat with him. He was a popular attraction on the DCC Concepts stand. Larry is also a contributor to the Model Railroader magazine, which you can get from W H Smith.




Larry Puckett at Warley

Pictures from Warley





DURSTON



On display was the work so far in building a new BR Standard class 3MT loco no 82045. This is being built on the Severn Valley Railway.

Definitely a 'Work in Progress'

Club Uniform

If you wish to, order any items of Club Uniform then please get in touch with Colin Tarry.

In order to help you gauge (pun intended) the size of item(s) you require there is information available in the club folder.

The following items are available:

A price list is also in the club folder.

All body clothing has the club logo on and your name.

The cap only has the club logo.



Please note that a £5 deposit will be required for EACH item ordered. As these items are personalised, we are unable to give refunds or do exchanges where incorrect sizes have been ordered.

ITEM	GENDER	PRODUCT No	SIZE	PRICE
Polo shirt	Mens	R539M	S,M,L,XL,2XL	£28.00
Polo shirt	Mens	R539M	3XL, 4XL	£32.00
Polo shirt	Ladies	R539F	8,10,12,14,16,18	£28.00
Polo shirt	Ladies	R539F	20,22	£32.00
Polo shirt	Childs	R539B	S,M,L,XL,2XL	£28.00
Sweat shirt	Unisex	R762M	S,M,L,XL,2XL	£33.00
Sweat shirt	Unisex	R762M	3XL, 4XL	£34.00
Sweat shirt	Childs	R762B	S,M,L,XL,2XL	£33.00
Fleece	Mens	R870M	S,M,L,XL,2XL	£37.00
Fleece	Mens	R870M	3XL, 4XL	£39.00
Fleece	Ladies	R870F	8,10,12,14,16,18	£37.00
Fleece	Ladies	R870F	20,22	£39.00
Fleece	Childs	R870B	S,M,L,XL,2XL	£37.00
Cap	Unisex	BC015	One size fits all	£14.00

These prices are correct as at 1st December 2021. These prices are subject to change. When ordering please bear in mind that the cost may be greater than shown here.

Club Information

Committee Members

Les Pace (Chair Person) Colin Tarry (Treasurer)
Richard Deacon (Secretary)
Craig Dawkins (Exhibition Manager) Michael Castledine Cliff Simpson
Stephen Lloyd

Non Committee Positions

Newsletter Editor - Colin Tarry email: wizzo@hymek.net
Sales Officer - John Walker email: pamjohn38@btinternet.com
Web site: <https://ndmrc.org> Email: feedback@ndmrc.org

Club Night: Thursday

Meeting Time: 19:30—22:00

Venue: Hardingstone Village Hall
High Street, Hardingstone, Northampton,
NN4 6DA



How to Find Us Using Your Smart Phone or SatNav

What3Words: yard.trio.shovels
LatLong: 52.213721 -0.882289
DegMinSec: 52° 12' 49" 0° 52' 56"

Secretary: tel: 01604 890275
email: rjd156@btinternet.com

Club Membership Rates

Club membership runs from September to August or part of the calendar year, and ALL expire on the last calendar day of August, becoming due for renewal on the first of September. Adult membership £60 per year, Junior membership £10 per year. For adult members easy payment terms available. Please enquire.

DISCLAIMER

Any views expressed in this newsletter are those of the individual contributors and not necessarily those of the Northampton and District Model Railway Club, its Officials or Members unless so stated